



Janata Shikshan Sanstha's
KISAN VEER MAHAVIDYALAYA, WAI



Certificate Course Report

**Supportive Documents for
Certificate Course Annual Report**


Certificate Course Annual Report includes-

- 1. Short Report of the Particular Academic Year**
- 2. Notice regarding the Introduction date of the course**
- 3. Syllabus of the Course**
- 4. Course Objectives and Outcomes**
- 5. List of enrolled students.**
- 6. Time Table**
- 7. Attendance Sheets**
- 8. Result**
- 9. One Sample Certificate**

Kisan V



Janata Shikshan Sanstha's
KISAN VEER MAHAVIDYALAYA, WAI
Department of Statistics



“Certificate course in R- Software”

Course Report 2019-20

From 2017-18 the Department of Statistics conducted 01 certificate course. The title of the course for B.Sc. III is “Certificate course in R-Software”. The course was started on 5 August 2019. The time-table was displayed on the department’s notice board.

24 students were admitted for the said course. Examination of the said course was conducted along with practical exam of B.Sc. III. Students gained the new knowledge about use of R software for statistical computation. The supportive staff and the administration of the College and specially Hon. Principal supported a lot.

Principal
Kisan Veer Mahavidyalay, Wai

Course Co-ordinator
Department of Statistics



2. Notice of the Course

Department of Statistics
Kisan Veer Mahavidyalaya, Wai
Date : 01/08/2019

All the students in B.Sc. III are hereby informed that “Certificate course in R- Software” is going to start from 05/08/2019. This course is compulsory for B.Sc. III (Statistics) Students.



Principal

Kisan Veer Mahavidyalay, Wai



Course Co-ordinator
Department of Statistics



3. Syllabus of the Course

Janata Shikshan Sanstha's
Kisan Veer Mahavidyalaya, Wai
Department of Statistics
Certificate Course in R- Software

Syllabus

1. Introduction to R

- I. Introduction
- II. R as a Statistical Software and language
- III. Data types and arithmetic operators
- IV. R preliminaries

2. Methods of Data Input

- I. C- function
- II. Seq-function
- III. Scan function
- IV. Rep-function
- V. Data-frame function
- VI. Matrix function

3. Diagrammatic presentation

Standard plot functions , arguments to plot function, low level plotting functions Bar diagram, Sub-divided bar diagram, multiple bar diagram, subdivided bar diagram, pie- diagram, stem and leaf plot.

4. Preparation of frequency table and graphical representation

Construction of frequency distribution table (for discrete and grouped data). Graphical representation- Rod and Spike graph, Histogram , Frequency polygon, Ogive curves.

5. Measures of central tendency and dispersion-

Arithmetic Mean , Geometric mean, Harmonic mean, Median , Quartiles Deciles, Percentiles, Mode. Interquartile range, Mean deviation about mean, Variance , Standard Deviation, Coefficient of variation.

6. Measures of Moments ,Skewness and kurtosis-

Raw and central moments, Measures of Skewness , Measures of Kurtosis.

7. Probability and Probability Distribution

Application of Binomial Distribution, Fitting of Binomial distribution Application of hypergeometric distribution, fitting of hypergeometric distribution, Poisson Distribution.

Normal Distribution, Exponential Distribution.

8. Statistical Inference

- I. Sampling distribution of sample mean
- II. Estimation of parameters
- III. Plots to check normality
- IV. Hypothesis testing, chi-square test, t-test, f-test
- V. Goodness of fit tests.

Kisan Veer Mahavidyalaya, W

4. Objectives of the Course

Objectives of the course

- 1) To introduce statistical Technology to the students.
- 2) To get the knowledge for analysis of statistical data by using R software.
- 3) To get job opportunities in industrial sector.
- 4) To develop a skill for statistical consultancy.


Kisan Veer Mahavidyalaya

5. List of enrolled students

Janata Shikashan Sanstha's
Kisan Veer Mahavidyalaya, Wai
B. Sc. III
2019- 2020
R' Software List

Sr. No.	Roll No.	Name of Student
1	121	PHANSE KOMAL JAGANNATH
2	122	NEVASE SONALI CHANDRAKANT
3	123	RAUT NIVEDITA BHASKAR
4	124	SONAWALE AISHWARYA KISAN
5	125	KESHAWAY SELIN SUNIL
6	126	KONDHALKAR MONALI HINDURAO
7	127	GADHAVE SAMRUDDHI SANJAY
8	128	NIMBALKAR ANKITA SUNIL
9	129	PISAL ANKITA DNYANESHWAR
10	130	GOLE NILAM BHARAT
11	131	PACHANGANE MANASI RAVINDRA
12	132	SHINDE SWARAJ JIVAN
13	133	CHAVAN ANUJA SANJAY
14	134	SAWANT SHUBHAM MANOJ
15	135	ITHAPE MAYURI RAMESH
16	136	ITHAPE SNEHAL SUNIL
17	137	CHAUDHARI NEHA PRAKASH
18	138	BHANAGE PRAJAKTA UTTAM
19	139	KUMBHAR DHANSHREE ANKUSH
20	140	RAJPURE SHRADDHA SHRIKANT
21	141	RAJPURE PRATIKSHA ROHIDAS
22	142	GORE SARITA BABAN
23	148	SURYAWANSHI TANUJA SHIVDAS
24	149	GAIKWAD SONALI ANIL




Head
Department of Statistics
Kisan Veer Mahavidyalaya, Wai
Dist. Satara - 412803

6. Time Table

TIME TABLE

JANATA SHIKSHAN SANSTHA'S
KISAN VEER MAHAVIDYALAYA, WAI

B.Sc. - III (Division A)

19-2020
YEAR: 20~~18~~2019

'R' Software Course

Sr. No.	Time	MONDAY	TUESDAY	WEDNESDAY	THURSDAY	FRIDAY	SATURDAY
01	11.00 to 3.00				Batch I	Batch I	



Head
Department of Statistics
Kisan Veer Mahavidya.aya, Wai
Dist. Satara - 412803



Kisan Veer

7. Attendance sheet

Kisan Veer Mahavidyalaya, Wai.

Department of Statistics (B.Sc.III) (R Software)

Sr.No.	Name of the student	5/8/2019	12/8/2019	19/8/2019	26/8/2019	2/9/2019	9/9/2019	16/9/2019	23/9/2019	30/9/2019	7/10/2019
1	Nevase Sonali Chandrakant	Nevase	Nevase	Nevase	Nevase	Nevase	Nevase	Nevase	Nevase	Nevase	Nevase
2	Sonawale Aishwarya Kisan	Sonawale	Sonawale	Sonawale	Sonawale	Sonawale	Sonawale	Sonawale	Sonawale	Sonawale	Sonawale
3	Raut Nivedita Bhaskar	RautNB	RautNB	RautNB	RautNB	RautNB	RautNB	RautNB	RautNB	RautNB	RautNB
4	Phanase Komal Jagannath										
5	Kondhalkar Monali Hindurao	MKondhalkar	MKondhalkar	MKondhalkar	MKondhalkar	MKondhalkar	MKondhalkar	MKondhalkar	MKondhalkar	MKondhalkar	MKondhalkar
6	suryawanshi Tanuja Shivdas	Tanjay	Tanjay	Tanjay	Tanjay	Tanjay	Tanjay	Tanjay	Tanjay	Tanjay	Tanjay
7	Gaikwad Sonali Anil										
8	Chavan Anuja Sanjay	Chavan	Chavan	Chavan	Chavan	Chavan	Chavan	Chavan	Chavan	Chavan	Chavan
9	Chaudhari Neha Prakash	Chaud	Chaud	Chaud	Chaud	Chaud	Chaud	Chaud	Chaud	Chaud	Chaud
10	Ithape Mayuri Ramesh	Ithape	Ithape	Ithape	Ithape	Ithape	Ithape	Ithape	Ithape	Ithape	Ithape
11	Ithape Snehal Sunil	Ithape	Ithape	Ithape	Ithape	Ithape	Ithape	Ithape	Ithape	Ithape	Ithape
12	Gadhawe Samruddhi Sanjay										
13	Gole Nilam Bharat	Gole	Gole	Gole	Gole	Gole	Gole	Gole	Gole	Gole	Gole
14	Pisal Ankita Dnyaneshwar	Pisal	Pisal	Pisal	Pisal	Pisal	Pisal	Pisal	Pisal	Pisal	Pisal
15	Nimbalkar Ankita Sunil	Alimbalkar	Alimbalkar	Alimbalkar	Alimbalkar	Alimbalkar	Alimbalkar	Alimbalkar	Alimbalkar	Alimbalkar	Alimbalkar
16	keshway selin sunil	Feshway	Feshway	Feshway	Feshway	Feshway	Feshway	Feshway	Feshway	Feshway	Feshway
17	Gore Sarita Baban	Gore	Gore	Gore	Gore	Gore	Gore	Gore	Gore	Gore	Gore
18	Kumbhar Dhanashree Ankush	Dakumbhar	Dakumbhar	Dakumbhar	Dakumbhar	Dakumbhar	Dakumbhar	Dakumbhar	Dakumbhar	Dakumbhar	Dakumbhar
19	Rajpure Shraddha Shrikant	Rajpure	Rajpure	Rajpure	Rajpure	Rajpure	Rajpure	Rajpure	Rajpure	Rajpure	Rajpure
20	Pachangane Manasi Ravindra	Pachangane	Pachangane	Pachangane	Pachangane	Pachangane	Pachangane	Pachangane	Pachangane	Pachangane	Pachangane
21	Bhange Prajakta Uttam										
22	Rajpure Pratiksha Rohidas	Rajpure	Rajpure	Rajpure	Rajpure	Rajpure	Rajpure	Rajpure	Rajpure	Rajpure	Rajpure
23	Sankpal Avinash Dilip										
24	Shinde Swaraj J.										
25	Sawant Shubham M.										

Kisan Veer Mahavidyalaya, Wai.

Department of Statistics(B.Sc.III)(R Software)

Sr.No.	Name of the student	14/9/2019	21/9/2019	21/12/2019	9/10/2019	16/12/2019	23/12/2019	30/12/2019	6/1/2020	13/1/2020	20/1/2020
1	Nevase Sonali Chandrakant	Nevase	Nevase	Nevase	Nevase	Nevase	Nevase	Nevase	Nevase	Nevase	Nevase
2	Sonawale Aishwarya Kisan	Sonawale	Sonawale	Sonawale	Sonawale	Sonawale	Sonawale	Sonawale	Sonawale	Sonawale	Sonawale
3	Raut Nivedita Bhaskar	RautNB	RautNB	RautNB	RautNB	RautNB	RautNB	RautNB	RautNB	RautNB	RautNB
4	Phanase Komal Jagannath										
5	Kondhalkar Monali Hindurao	MKondhalk	MKondhalk	MKondhalk	MKondhalk	MKondhalk	MKondhalk	MKondhalk	MKondhalk	MKondhalk	MKondhalk
6	suryawanshi Tanuja Shivdas	Tanjus	Tanjus	Tanjus	Tanjus	Tanjus	Tanjus	Tanjus	Tanjus	Tanjus	Tanjus
7	Gaikwad Sonali Anil										
8	Chavan Anuja Sanjay	Chavan	Chavan	Chavan	Chavan	Chavan	Chavan	Chavan	Chavan	Chavan	Chavan
9	Chaudhari Neha Prakash	Chaud	Chaud	Chaud	Chaud	Chaud	Chaud	Chaud	Chaud	Chaud	Chaud
10	Ithape Mayuri Ramesh	Ithape	Ithape	Ithape	Ithape	Ithape	Ithape	Ithape	Ithape	Ithape	Ithape
11	Ithape Snehal Sunil	Ithape	Ithape	Ithape	Ithape	Ithape	Ithape	Ithape	Ithape	Ithape	Ithape
12	Gadhave Samruddhi Sanjay										
13	Gole Nilam Bharat	Gole	Gole	Gole	Gole	Gole	Gole	Gole	Gole	Gole	Gole
14	Pisal Ankita Dnyaneshwar	Pisal	Pisal	Pisal	Pisal	Pisal	Pisal	Pisal	Pisal	Pisal	Pisal
15	Nimbalkar Ankita Sunil	Alimbalkar	Alimbalkar	Alimbalkar	Alimbalkar	Alimbalkar	Alimbalkar	Alimbalkar	Alimbalkar	Alimbalkar	Alimbalkar
16	keshway selin sunil	Keshway	Keshway	Keshway	Keshway	Keshway	Keshway	Keshway	Keshway	Keshway	Keshway
17	Gore Sarita Baban	Gore	Gore	Gore	Gore	Gore	Gore	Gore	Gore	Gore	Gore
18	Kumbhar Dhanashree Ankush	Dakumbhar	Dakumbhar	Dakumbhar	Dakumbhar	Dakumbhar	Dakumbhar	Dakumbhar	Dakumbhar	Dakumbhar	Dakumbhar
19	Rajpure Shraddha Shrikant	Rajpure	Rajpure	Rajpure	Rajpure	Rajpure	Rajpure	Rajpure	Rajpure	Rajpure	Rajpure
20	Pachangane Manasi Ravindra	Pachangane	Pachangane	Pachangane	Pachangane	Pachangane	Pachangane	Pachangane	Pachangane	Pachangane	Pachangane
21	Bhange Prajakta Uttam										
22	Rajpure Pratiksha Rohidas	Rajpure	Rajpure	Rajpure	Rajpure	Rajpure	Rajpure	Rajpure	Rajpure	Rajpure	Rajpure
23	Sankpal Avinash Dilip										
24	Shinde Swaraj J.										
25	Sawant Shubham M.										




8. Result

Janata Shikshan Sanstha's
Kisan Veer Mahavidyalaya, Wai
Department of Statistics
Mark list of R-Software Course (2019-20)

Sr. No.	Roll No.	Marks
1	140	8
2	139	7
3	134	8
4	132	9
5	122	9
6	123	9
7	141	7
8	142	8
9	131	9
10	133	7
11	136	7
12	135	7
13	137	7
14	149	7
15	148	7
16	129	7
17	128	8
18	126	8
19	127	8
20	130	8
21	125	8
22	124	8
23	138	9
24	121	8




Course Coordinator
Department of Statistics

9. One Sample Certificate

